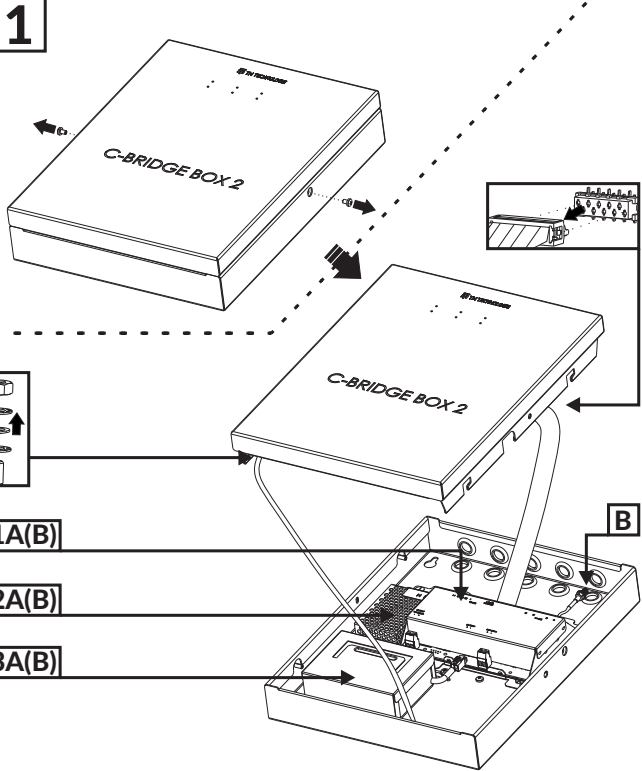


TM TECHNOLOGIE
 emergency & evacuation lighting

C-BRIDGE BOX 2

IP 30  **DATA 2** ready  



210 ÷ 250 V AC
 50 / 60 Hz    



A
C-BRIDGE BOX DATA 2
 1.1 C-BRIDGE D2
 1.2 RS-25-24; 24 V 1.1 A
 1.3 LiFePO4 19.2 V 3.0 Ah

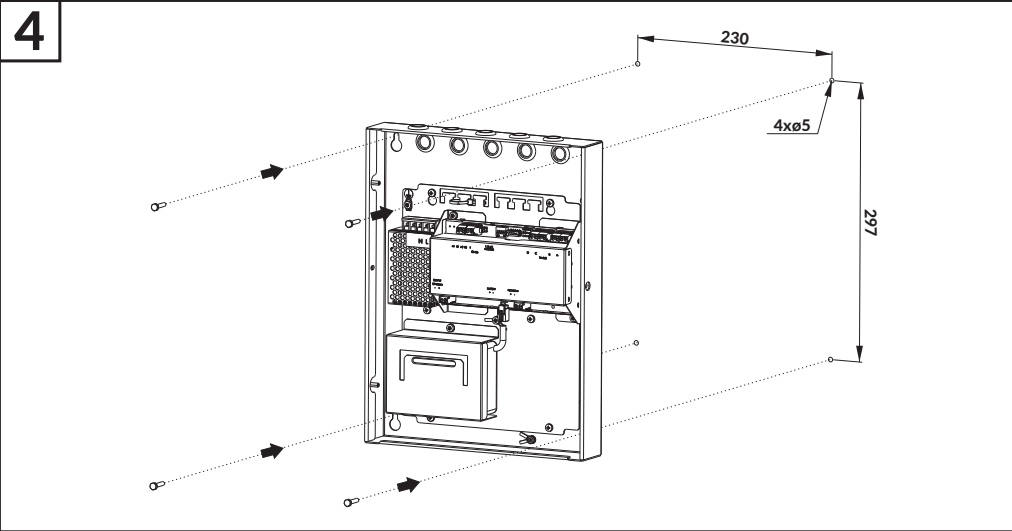
B
C-BRIDGE BOX DATA 2 RADIO
 1.1 C-BRIDGE D2 RADIO
 1.2 RS-25-24; 24 V 1.1 A
 1.3 LiFePO4 19.2 V 3.0 Ah

2

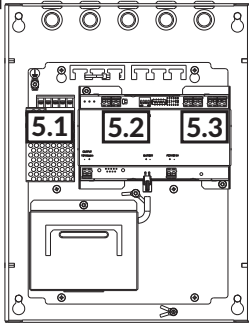
	Power IN	P _{max}	I _{max}	I, II, III
A	230 V DC ±10%	11 W	58 mA	
B	230 V DC ±10%	6,5 W	41 mA	

3

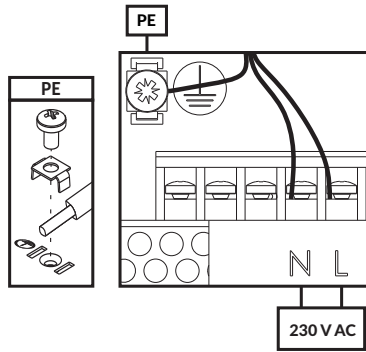
	L x W x H
A	259 x 338 x 70 mm
B	259 x 500 x 70 mm



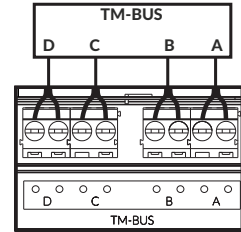
5



5.1



5.3A



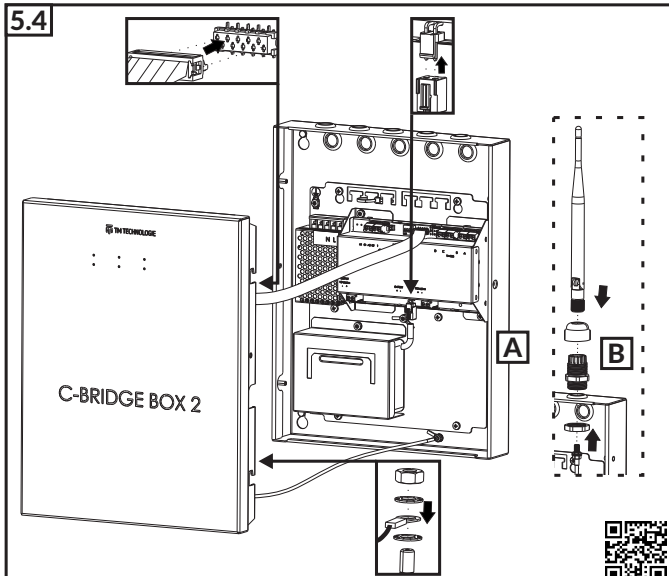
5.2A(B)

RS-485 A1 B1 A2 B2 T

RS-485 ADDRESS 1 2 4 8

1 2 4 8	$(0+0+0+0)+1=1$
1 2 4 8	$(1+0+4+0)+1=6$
1 2 4 8	$(1+2+0+8)+1=12$

5.4



6

	LED ON (1)	
POWER	POWER IN 24 V 0 V	
STATUS	ERROR	RS-485 TM-BUS
TM BUS TX	C-BRIDGE TM-BUS	
TM BUS RX	C-BRIDGE TM-BUS	
TM BUS ERROR	TM-BUS	
RS ERROR	RS-485	

5.5

